

How to Sort and Put Garbage out

Please put garbage out at the designated garbage stations by 9:00 a.m. (by 8:00 a.m. for rural village districts) on the collection days.

No Double Bagging!!

In order to confirm the contents of your garbage, please don't double bag your garbage.



Re-sorting your garbage

If your garbage is not correctly sorted it will be left at the garbage station with a sticker on it.

Please collect your garbage and sort it again.

1 Plastic

1 Rinse with water...

2 Allow to dry...

3 ...and place into the designated bag and put it out at the garbage station!



You can put out plastic caps with other plastics!

This garbage group is for bags, containers and trays with this mark on them. Please place them into the designated bag and put it out at the garbage station.

2 Combustible Garbage

This garbage group includes paper scraps, paper containers, plastics with no recycling mark on them, clothing, cloth, leather products, rubber products, cigarette waste, dust, cotton and other combustible materials. Please place them into the designated bag and put it out at the garbage station.

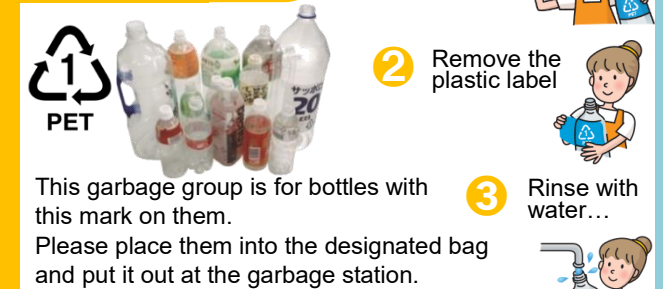


3 PET Bottles

1 Remove the cap

2 Remove the plastic label

3 Rinse with water...



Plastic caps go into the Plastic Garbage Group. Metal caps go into the Metal Garbage Group.

4 Food Waste

To prevent raw garbage bags from ripping, newspaper can be used to line the raw garbage bags.

Please use food waste garbage bags within six months of their production date. Old garbage bags tear easily.

Allow them to dry.



5 Cans

This garbage group is for steel cans and aluminum cans. Please place them into the designated bag and put it out at the garbage station.



※Metal caps go to the Metal Garbage Group. Please place them into a clear bag and put out.

Metals

Spray cans...

Make sure spray cans are empty before disposing them

※Spray cans should be separate from other metal garbage.



6 Bottles, Ceramics and Glass

Clear bottles

Brown bottles

Bottles of other colors

Glass
Ceramics
Thermos pots
White make up bottles

Separate glass by color

※Metal caps go into the Metal Garbage Group.

※Plastic caps go into the Plastic Garbage Group.



7 Newspapers, Magazines & Cardbord

Please bundle them together with string and put them out at the garbage station (you can also use the designated bag for newspapers).



8 Garden Waste

Please bundle sticks together with straw rope or hemp rope and put them out at the garbage station.



Please use clear plastic bags with no printing on them

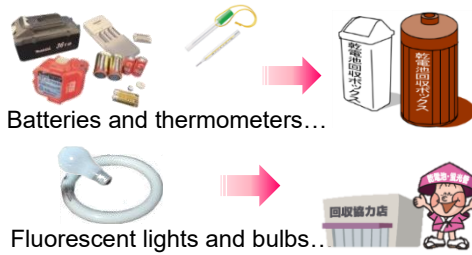


9 Batteries, Fluorescent Lights

Batteries and thermometers...

Fluorescent lights and bulbs...

Please bring them to the City Office or to the shops where does the collection.



10 Hygiene Products

This garbage group includes diapers, sanitary products and toilet products for pets. Please place them into the designated bag and put it out at the garbage station.



11 Ash

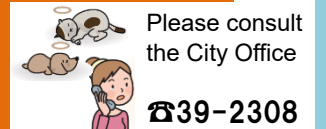
Please use clear plastic bags with no printing on them



12 Animal Bodies

Please consult the City Office

☎39-2308



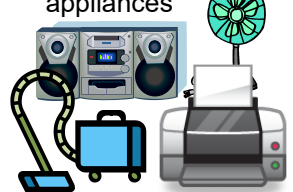
13 Large Items and Electric Appliances

To dispose of large items, electric appliances and small electric goods please purchase disposal tickets at the City Office or at the branch office. Please put these items by your doorstep on the designated collection date (once a month).

Large items



Electric appliances

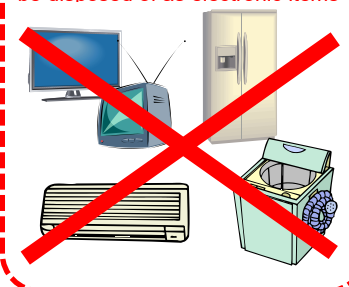


Small electric goods



TV, refrigerators, freezers, laundry machines, and air conditioners are large waste materials and cannot be disposed of as electronic items

Small electric goods garbage bags are available (purchased at the City Office).



14 Items the city does not collect

Large home appliances

(TVs, refrigerators, freezers, washing machines, and air conditioning units)

When you buy new appliances, ask the shop to recycle the items or contact a recycle center

Furano Area Sanitation Association ☎23-3939

Home computers

Contact computer companies for disposal. If you don't know the maker, please contact the 3R Computer Center ☎03-5282-7685

Large amounts of garbage when moving, etc.



Furano Area Sanitation Association ☎23-3939

Dangerous Goods

Unused fireworks, matches, Used lighters should be taken to the City Office waste management department (1F).



Medical waste

Please take to your local hospital or clinic



Waste from work sites

Garbage at work sites should be separated and asked to be removed by approved companies or taken to your own processing facilities

Dangerous Waste

Please contact the place of purchase regarding disposal.



If you have any questions about garbage disposal, Please contact the Environment Unit, the Department for Environment and Living at the Furano City Office !

☎39-2308